
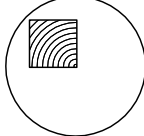
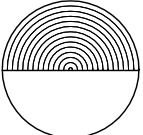
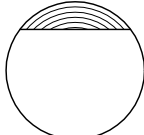
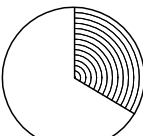
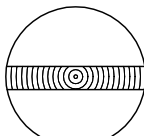
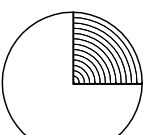
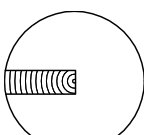
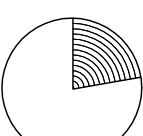
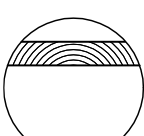
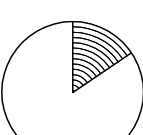
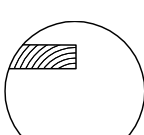
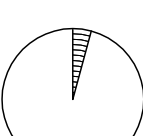
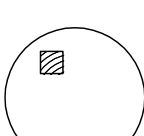
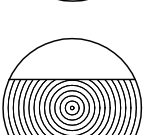
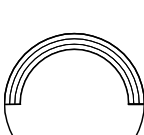
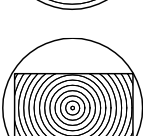
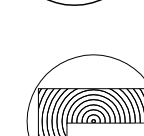
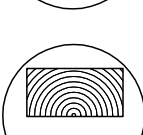



WOODAN Trunk Codes (originally developed by Biax.nl, version 2025-09-07)

1		Whole log	11		Three- (11b) or four-sided (11) hewn 'beam' from quarter log
2		Half log	12		One-sided hewn 'plank'
3		Third log	13		Radial 'plank' through the pith (quartered)
4		Quarter log	14		Radial 'plank' up to the pith at most
5		Radius smaller than arc	15		Tangential 'plank', pith at most touching (h), width greater than radius (flat-sawn)
6		Radius equal to arc	16		'Plank' pith at most touching (h), width maximum radius
7		Radius bigger than arc	17		Relatively small part of the log
8		One-sided hewn 'plank'	18		Segment of a hollowed-out log, L-profile
9		Two- (9bb), three- (9b) or four-sided (9) hewn 'beam' through the pith of the log	19		L-profile
10		Two- (10bb), three- (10b) to four-sided (10) hewn 'beam' from half log			0 = Unknown 99 = Own form

[a = without waney edge], [b = with one side with waney edge], [bb = with two sides with waney edge], [h = with pith]